


Modular platforms & foundations

FLI can provide a structural, modular system for station platforms, including deck support steel, stub columns, bracing kits for sloping sites, piles & mesh panels. All interfaces are resolved by FLI, and the structure is designed efficiently with all elements of the system working together.

FLI can also supply integrated ancillary items if needed, such as flooring, shelters, canopies, open or closed fencing or lighting, to client specification.



Modular platforms & foundations



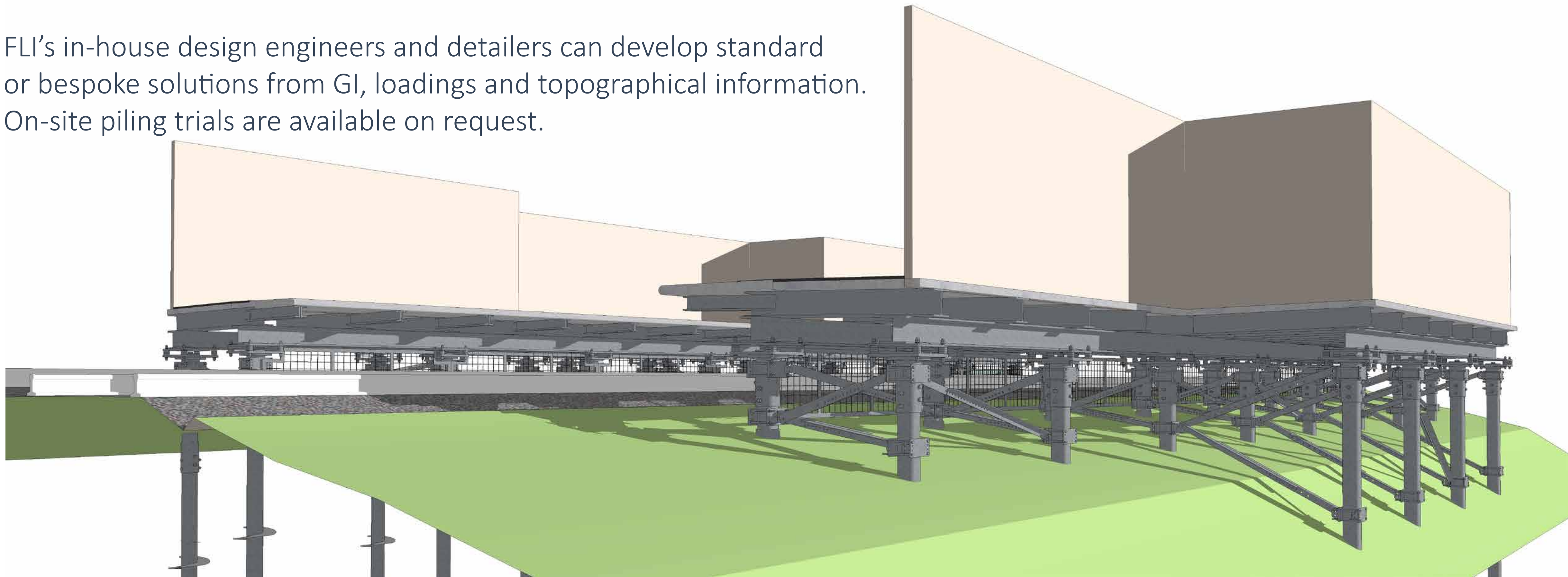
Fast installation with no concrete pour or curing time.

FLI's piles solutions are ideal for:

- Soft / made ground.
- Contaminated ground.
- Avoiding buried services.
- Installing close to historical structures, due to low vibration.
- Avoiding embankment overload by piling into virgin ground below.

Modular platforms & foundations

FLI's in-house design engineers and detailers can develop standard or bespoke solutions from GI, loadings and topographical information. On-site piling trials are available on request.



Case Study: Thanet 400m Platform

Screw piles, stubs, bracing, platform & 3m walls.



FLI structures

Thanet: 400m Platform

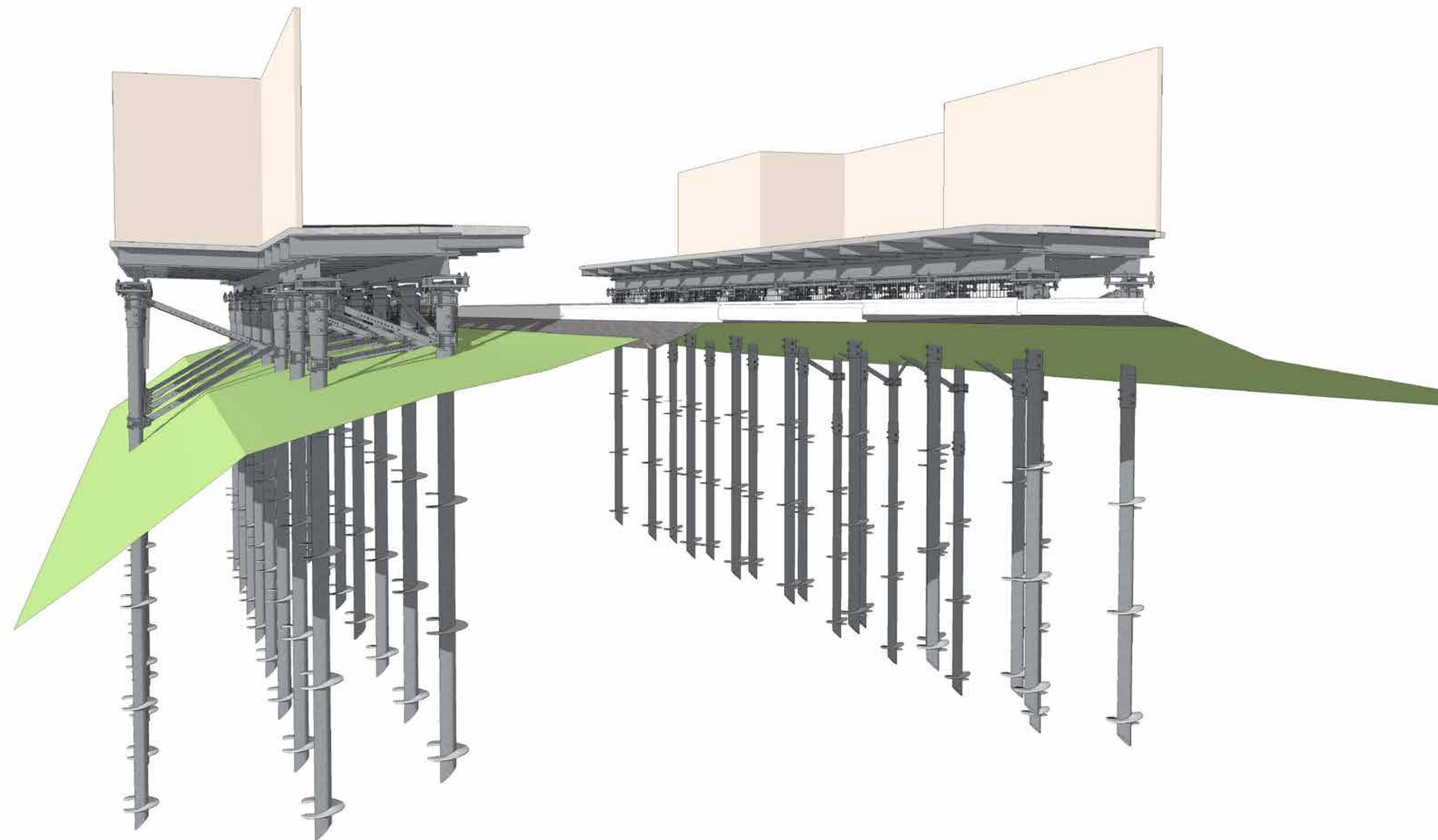
A steep sloping embankment site with extremely soft made up ground.

Screw pile foundations - diameter and depth subject to local ground conditions and loading.

Platform wall acting as a wind barrier imposing high wind loading and significant overturning moments on the structure.

Brace kits taking lateral loads.

Access to below deck services.



Thanet: Screw Pile Installation

Piles installed with a combination of possession with RRV and off-possession with a standard excavator.



Thanet: Deck Supports & Bracing

Piles with interface plates and bracing support the platform deck.




Modular platforms & foundations

This image is of a platform canopy supported on FLI screw piles.

Screw piles are suited to projects where speed of installation is important. There is no curing time and the superstructure can be installed immediately.

They are easy to remove and recycle and end of life.



Bridge & walkway foundations

FLI piling solutions are suitable for bridges, walkways, gantries, and other line side rail structures.

Interface grillages are used to tie piles together to support bridge columns.

Image shows piles installed for new modular platform at Ferrybridge in Yorkshire.

